

Roofing dimensions

TYPE: **Compact K-4-375**

sheet no. 2

Fig. 4

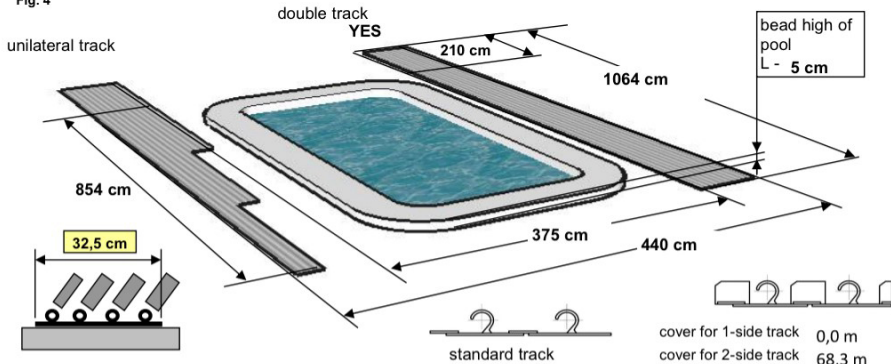
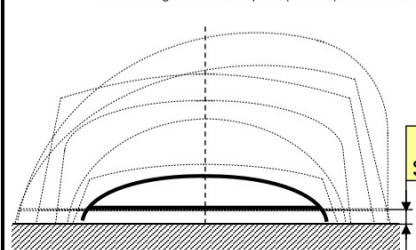


Fig. 5 **LOW BROW-TYPE AND DOOR LOCATION**

with threshold	without threshold	other
0	0	0

Highest segment - upper point (external) of enclosure 76

Lowest segment - lowest point (internal) of enclosure 58 cm

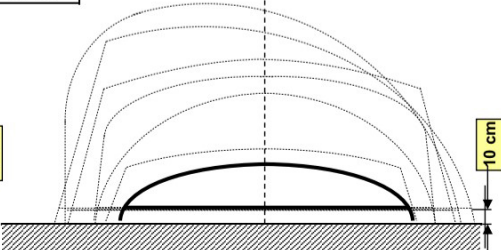


DOOR - NO	
width -	height - MAX.
note:	

Fig. 6 **BIG BROW-TYPE AND DOOR LOCATION**

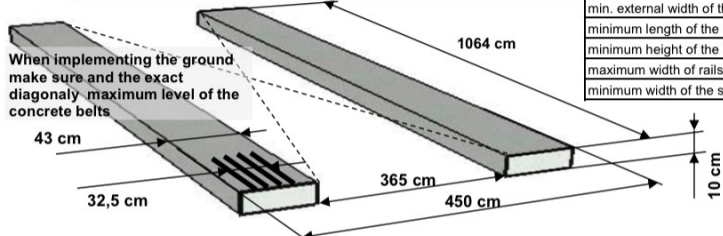
with threshold	without threshold	other
0	0	0

high is valid in case of gaps between profiles 20mm!



DOOR - NO	
width -	height - MAX.
note:	

Preparation of materials for tracks-concrete belts



When implementing the ground make sure and the exact diagonally maximum level of the concrete belts

min. internal width of the sub-base	365 cm
min. external width of the sub-base	450 cm
minimum length of the sub-base	1064 cm
minimum height of the sub-base	10 cm
maximum width of rails	32,5 cm
minimum width of the sub-base	43 cm



group of

Mountfield

ISO 9001



date :
Mountfield a.s.

sign